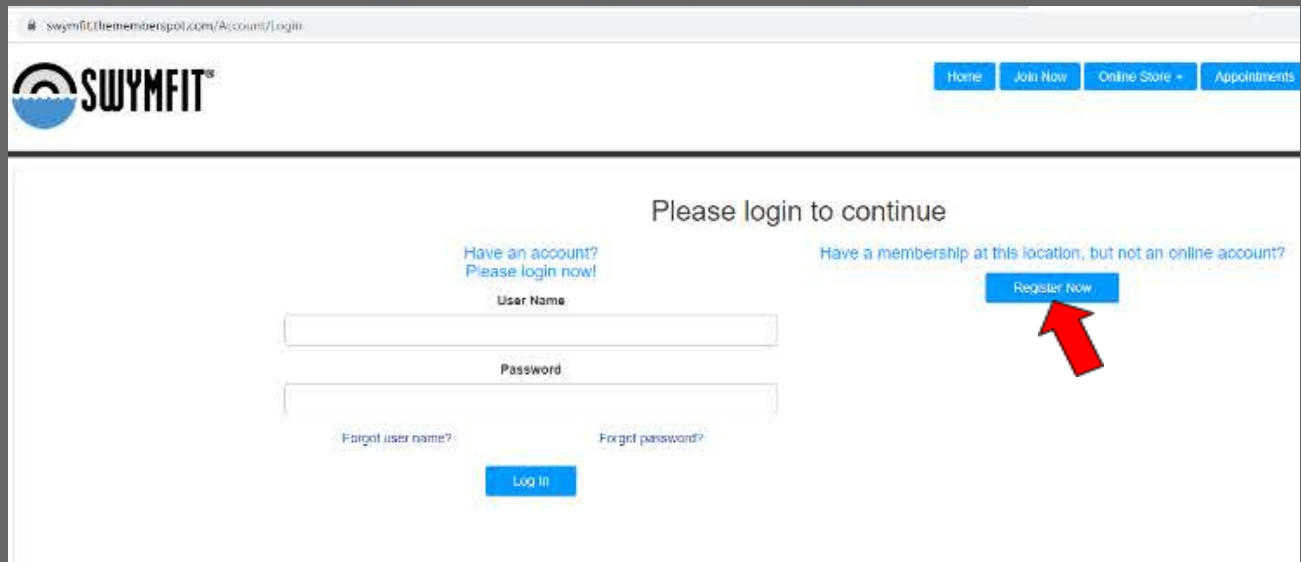


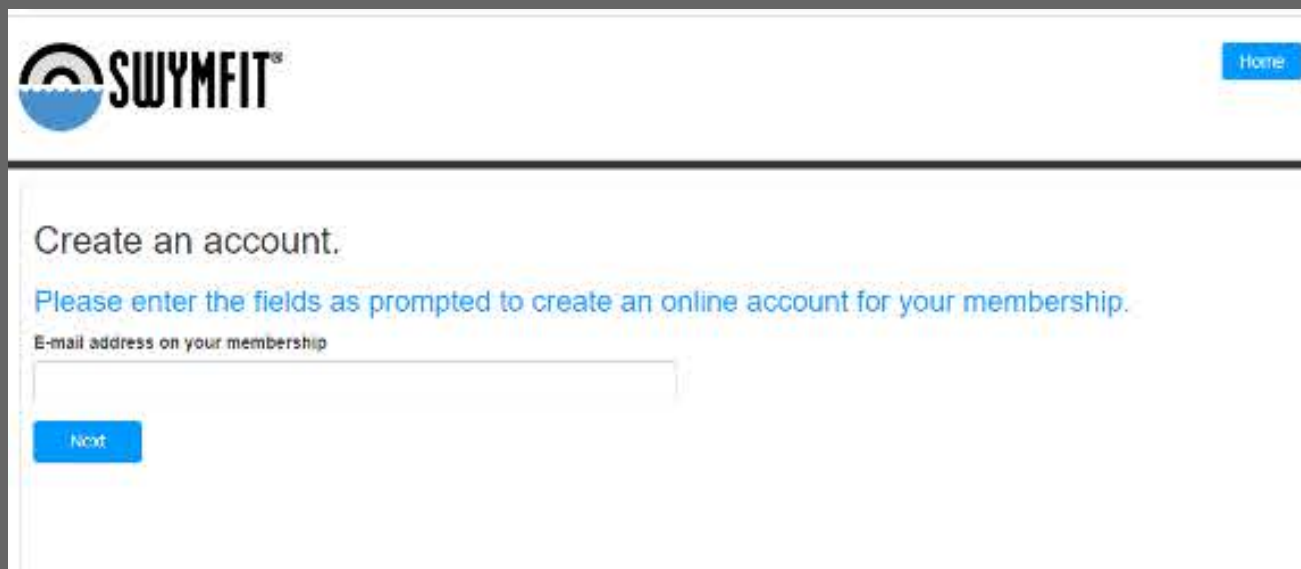
Swimming Lessons Online Account Instructions

1. Click **Register Now**



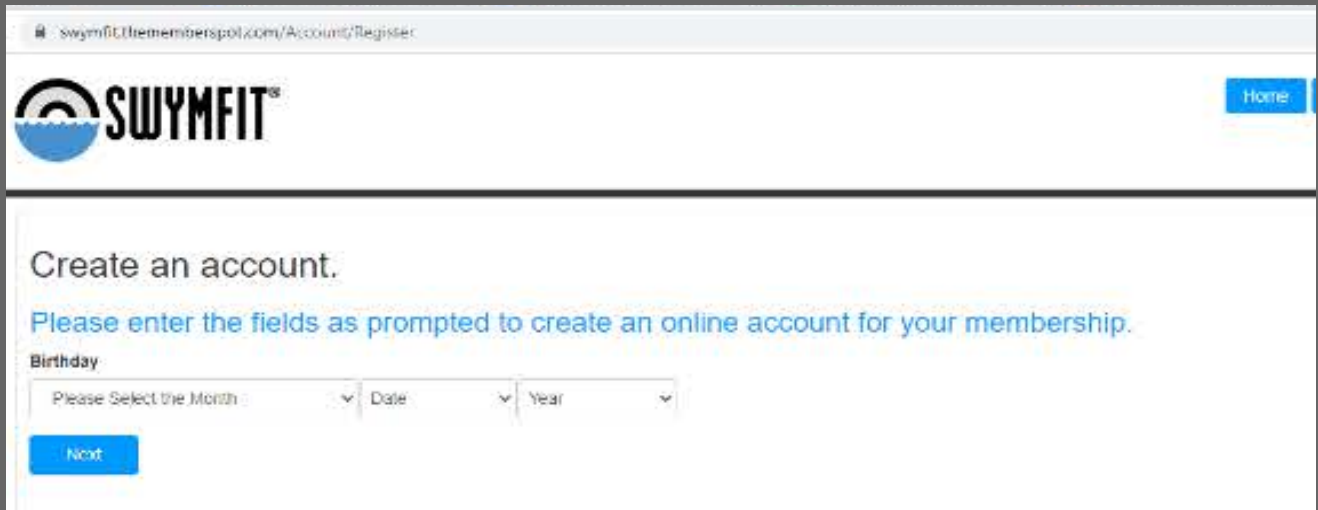
The screenshot shows the SWYMFIT website's login page. At the top left is the SWYMFIT logo. At the top right are navigation links: Home, Join Now, Online Store, and Appointments. The main heading is "Please login to continue". Below this, there are two columns of text. The left column says "Have an account? Please login now!" and contains input fields for "User Name" and "Password", with "Forgot user name?" and "Forgot password?" links below. A "Log In" button is at the bottom of this column. The right column says "Have a membership at this location, but not an online account?" and features a blue "Register Now" button. A red arrow points to this button.

2. Enter **Email Address** and Click **Next**




The screenshot shows the SWYMFIT website's account creation page. At the top left is the SWYMFIT logo. At the top right is a "Home" link. The main heading is "Create an account." Below this is a blue instruction: "Please enter the fields as prompted to create an online account for your membership." Underneath, it says "E-mail address on your membership" and has a text input field. A blue "Next" button is located below the input field.

3. Enter Child's **Date of Birth**



swymfitthememberspot.com/Account/Register

 [Home](#)

Create an account.

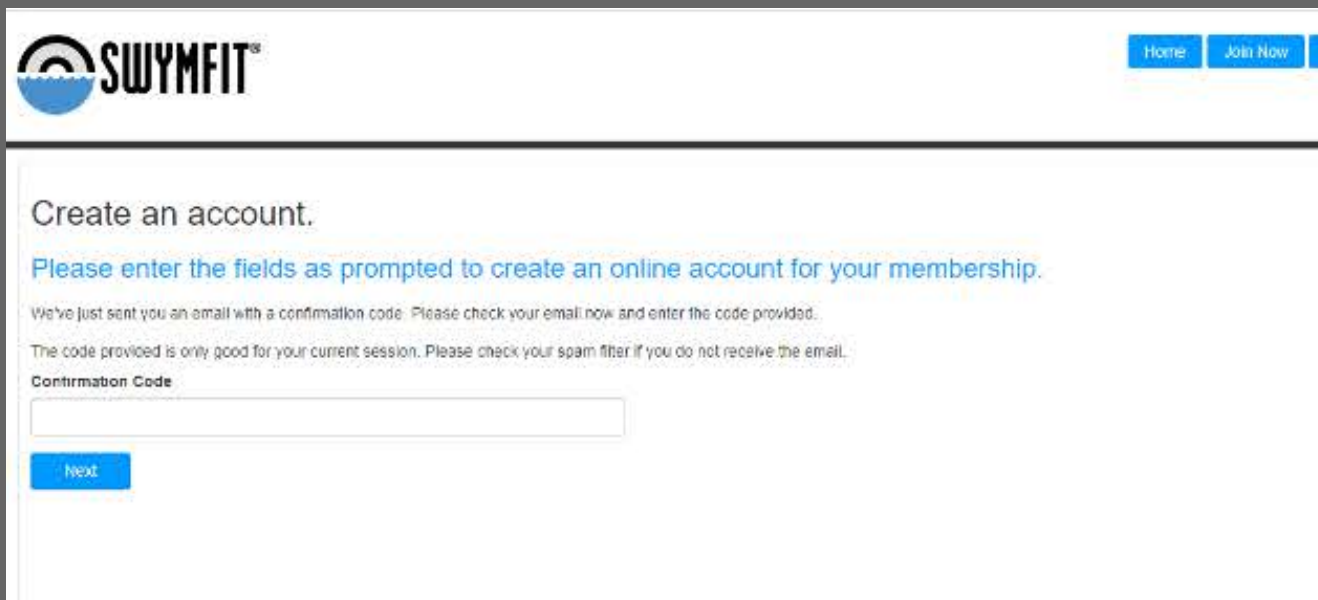
Please enter the fields as prompted to create an online account for your membership.


Birthday

Please Select the Month: Date: Year:

[Next](#)

4. Enter **Confirmation Code** sent to Email



 [Home](#) [Join Now](#)

Create an account.

Please enter the fields as prompted to create an online account for your membership.

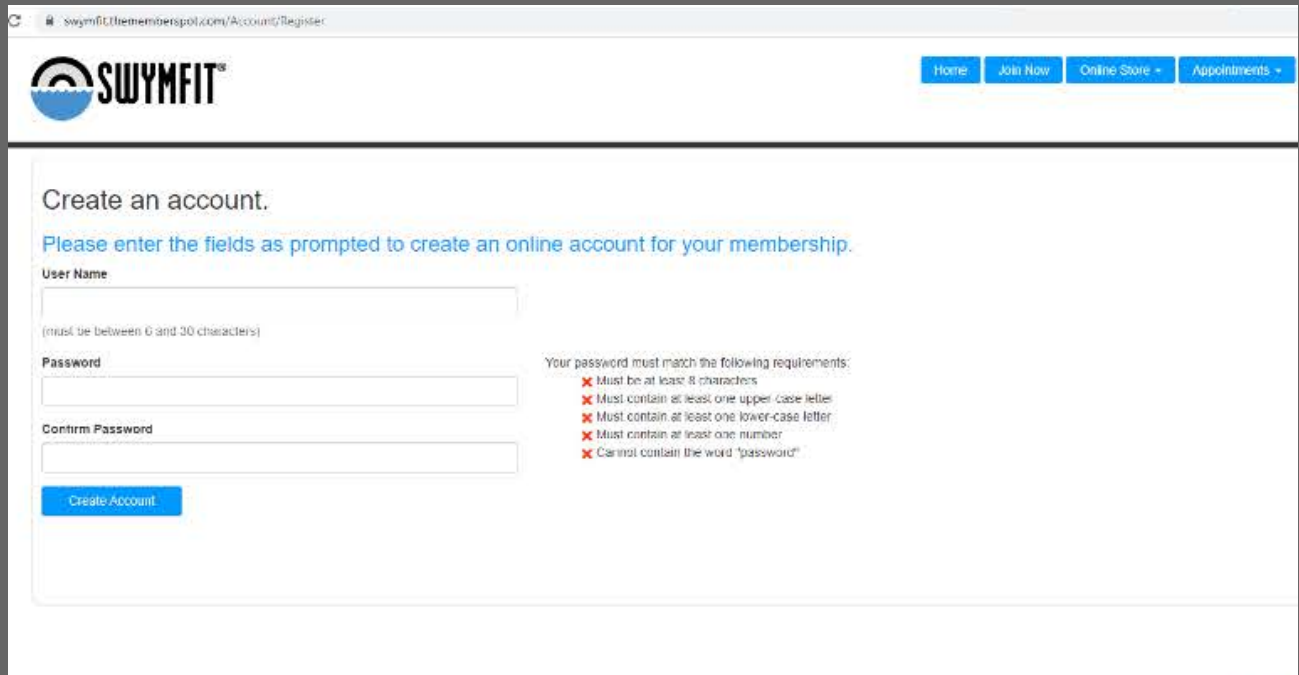
We've just sent you an email with a confirmation code. Please check your email now and enter the code provided.

The code provided is only good for your current session. Please check your spam filter if you do not receive the email.

Confirmation Code

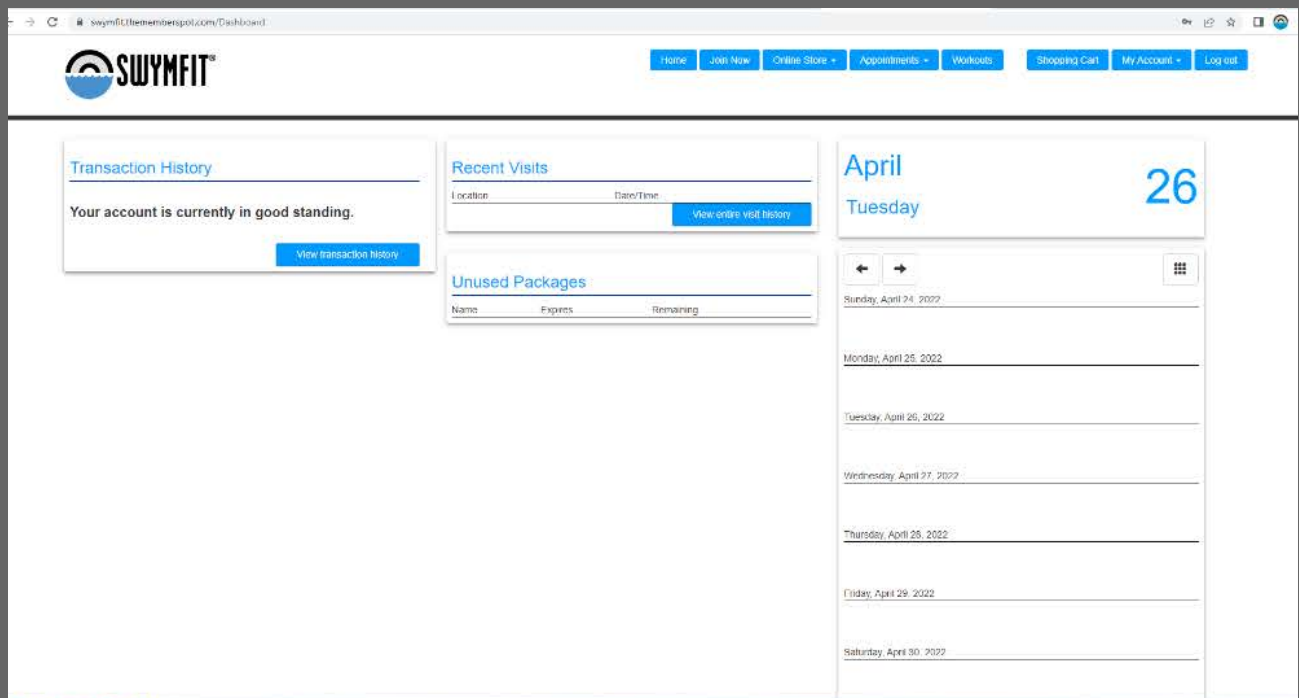
[Next](#)

5. Create a Username and Password for that child



The screenshot shows the registration page for SWYMFIT. At the top, there is a navigation bar with links for Home, Join Now, Online Store, and Appointments. The main heading is "Create an account." followed by a sub-heading "Please enter the fields as prompted to create an online account for your membership." The registration form includes three input fields: "User Name" (with a note that it must be between 6 and 30 characters), "Password", and "Confirm Password". To the right of the password fields, there are four requirements listed with red 'X' icons: "Must be at least 8 characters", "Must contain at least one upper case letter", "Must contain at least one lower case letter", and "Must contain at least one number". A fifth requirement, "Cannot contain the word 'password'", is also listed. A blue "Create Account" button is located at the bottom of the form.

6. Account successfully created

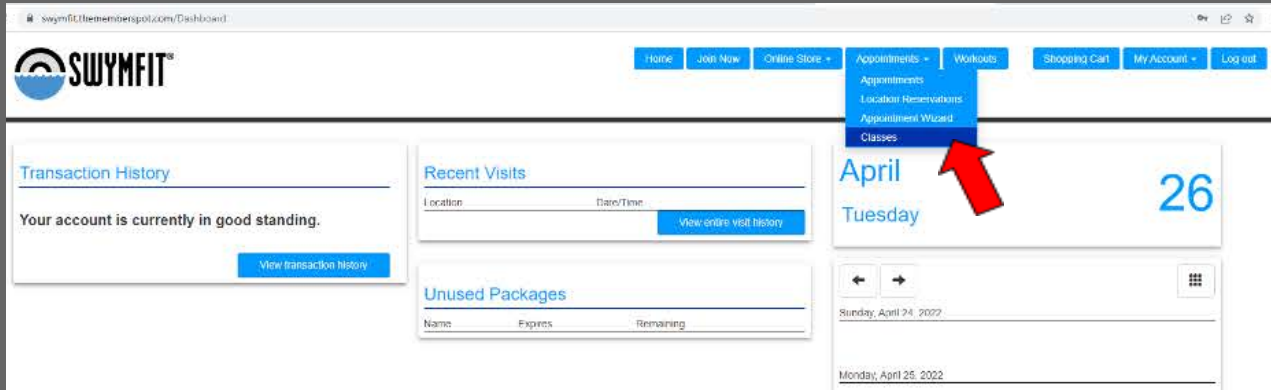


The screenshot shows the dashboard for a user with a successfully created account. The navigation bar includes links for Home, Join Now, Online Store, Appointments, Workouts, Shopping Cart, My Account, and Logout. The dashboard is divided into three main sections:

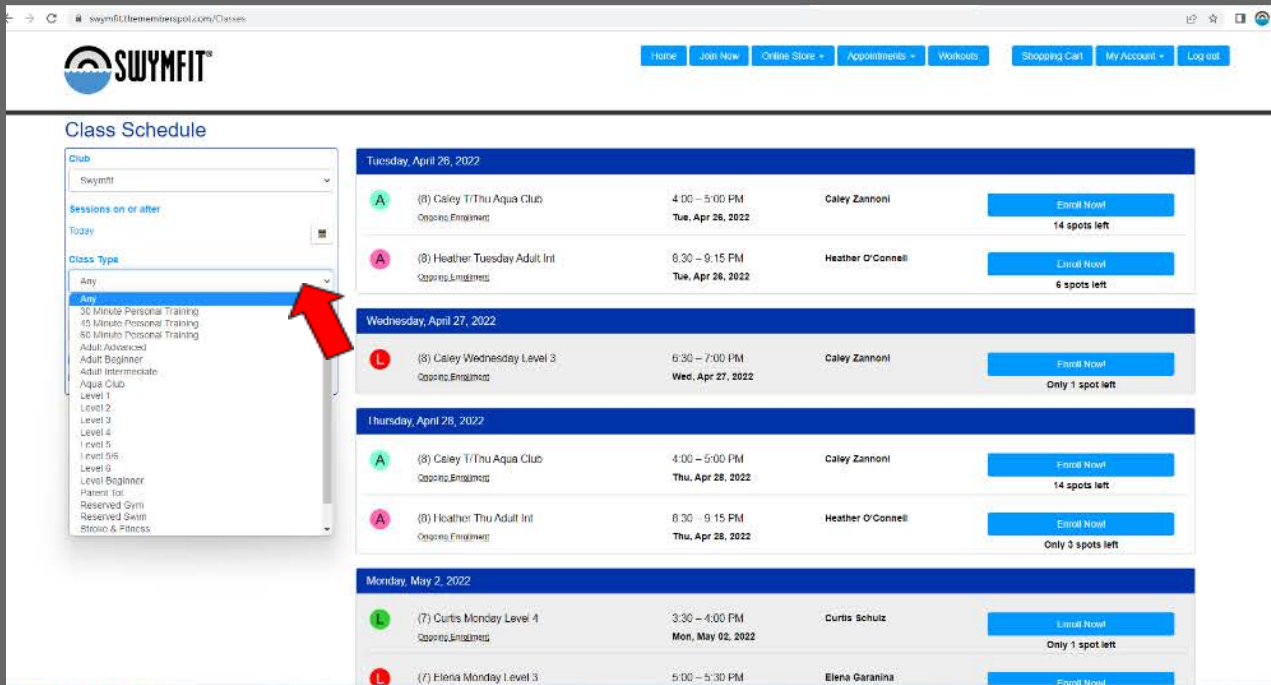
- Transaction History:** A box stating "Your account is currently in good standing." with a "View transaction history" button.
- Recent Visits:** A table with columns for "Location" and "Date/Time". A "View entire visit history" button is present.
- Unused Packages:** A table with columns for "Name", "Expires", and "Remaining".

On the right side, there is a calendar view for April 2022, showing the date "April 26 Tuesday". The calendar grid shows dates from Sunday, April 24, 2022, to Saturday, April 30, 2022.

7. Go to **Appointments** on the top menu bar and click on **Classes**



8. On the left side of the screen click **Class Type** and select the **Level**



9. Choose the class and click **Enroll Now** then **Add to Cart**

The screenshot shows the SWYMFIT website's Class Schedule page. The page is titled "Class Schedule" and features a navigation bar with links for Home, Join Now, Online Store, Appointments, Workouts, Shopping Cart, My Account, and Log out. On the left, there are filters for Club (Swymfit), Sessions on or after (Today), Class Type (Any), and Enrollment Type (Any). A checkbox for "Hide classes that are currently full" is checked. The main content area displays a list of classes for various dates. A red arrow points to the "Enroll Now" button for the class "(8) Caley Wednesday Level 3" on Wednesday, April 27, 2022, which has only 1 spot left.

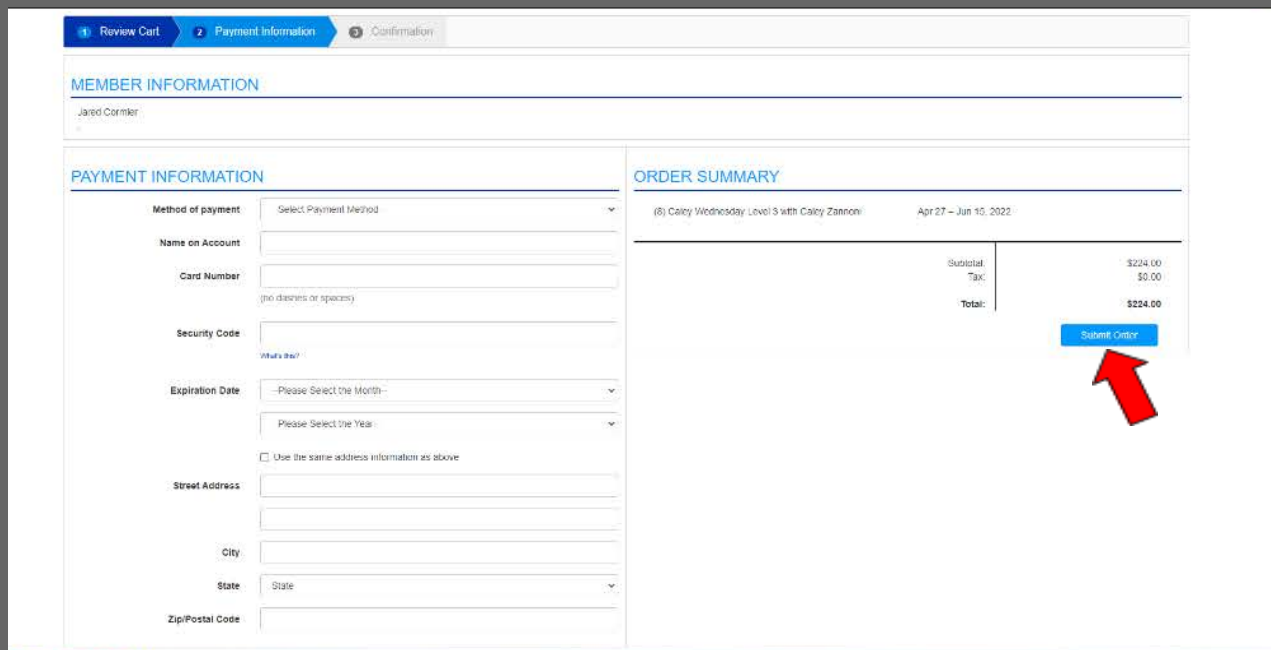
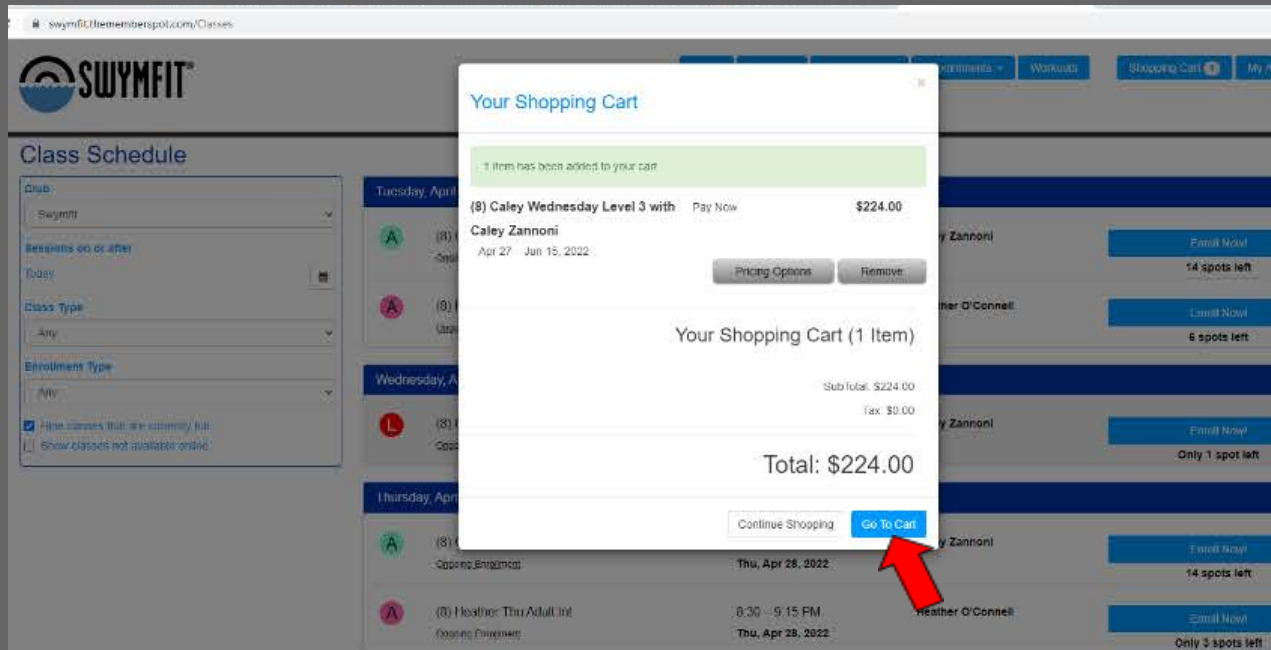
| Date | Class Name | Time | Instructor | Spots Left |
|---------------------------|-------------------------------|----------------|-------------------|-------------------|
| Tuesday, April 26, 2022 | (8) Caley T/Thu Aqua Club | 4:00 – 5:00 PM | Caley Zannoni | 14 spots left |
| Tuesday, April 26, 2022 | (8) Heather Tuesday Adult Int | 8:30 – 9:15 PM | Heather O'Connell | 6 spots left |
| Wednesday, April 27, 2022 | (8) Caley Wednesday Level 3 | 6:30 – 7:00 PM | Caley Zannoni | Only 1 spot left |
| Thursday, April 28, 2022 | (8) Caley T/Thu Aqua Club | 4:00 – 5:00 PM | Caley Zannoni | 14 spots left |
| Thursday, April 28, 2022 | (8) Heather Thu Adult Int | 8:30 – 9:15 PM | Heather O'Connell | Only 3 spots left |
| Monday, May 2, 2022 | (7) Curtis Monday Level 4 | 3:30 – 4:00 PM | Curtis Schultz | Only 1 spot left |
| Monday, May 2, 2022 | (7) Elena Monday Level 3 | 5:00 – 5:30 PM | Elena Garalina | Enroll Now |

The screenshot shows the SWYMFIT website's Class Schedule page with a modal window open for the class "(8) Caley Wednesday Level 3". The modal window displays the class name, available spots (Only 1 spot left), price (\$224.00), and client name (Mickey House). It also shows a list of class sessions for various dates and times. A red arrow points to the "Add to Cart" button at the bottom of the modal window.

| Class Name | Available | Price | Client |
|-----------------------------|------------------|----------|--------------|
| (8) Caley Wednesday Level 3 | Only 1 spot left | \$224.00 | Mickey House |

| Class Sessions |
|---|
| Wednesday, April 27, 2022 6:30 PM - 7:00 PM Caley Zannoni |
| Wednesday, May 4, 2022 6:30 PM - 7:00 PM Caley Zannoni |
| Wednesday, May 11, 2022 6:30 PM - 7:00 PM Caley Zannoni |
| Wednesday, May 18, 2022 6:30 PM - 7:00 PM Caley Zannoni |
| Wednesday, May 25, 2022 6:30 PM - 7:00 PM |

10. Click **Go to Cart** and follow directions to pay for class



Please repeat the same process for each child you wish to register. Click on the Register Now button, create new account with the same email address, use date of birth for the second child. Please create a NEW User Name and NEW Password for the second child.